

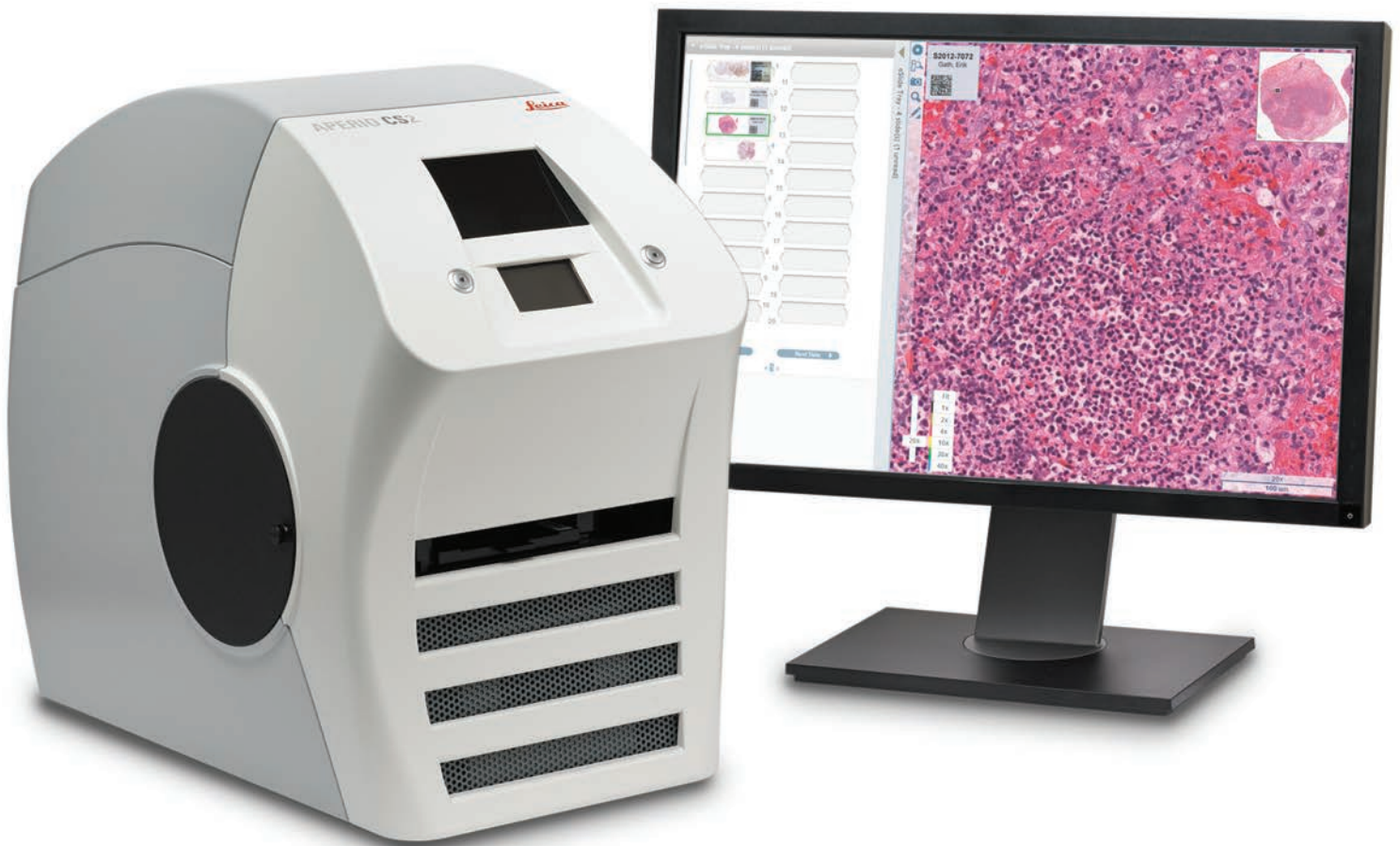
The Pathology Company

*Leica*

BIO SYSTEMS

# Aperio CS2

Highly Reliable, Desktop Digital Pathology Scanner



**Aperio**<sup>®</sup>  
ePathology Solutions

Capture



Integrate



Analyze



Collaborate



# Quickly and Reliably Scan, Digitize and Share Whole Slide Images

Produce high-quality digital slides right from your desktop with the ultra-compact Aperio CS2 digital pathology scanner. With a five-slide capacity and high resolution magnification capabilities, including 20x and 40x the Aperio CS2 is a highly reliable workhorse for medium-volume sites. The intuitive interface and easy-to-use design consistently provides rapid creation of high resolution digital slides, with >98% first time scan success rate.



## Aperio CS2

Reliable, easy-to-use, and compact; spend less time learning how to use the Aperio CS2 and more time improving productivity and patient care.

- » Easily load 5-slide tray and scan slides automatically for Brightfield applications
- » Complete an eSlide capture in minutes, then view anytime, anywhere without waiting for post-scan image processing
- » Receive better first time success rates with fewer rescans
- » Use as an integral component of Aperio eIHC IVD for clinical image analysis and quantification
- » Benefit from the advanced small footprint by creating high quality eSlides within limited space
- » Reduce turnaround time for access to critical results
- » Slide tray eliminates contact with delicate glass slides and remains horizontal at all times

### HIGH QUALITY IMAGES

The Aperio CS2 provides rapid and seamless creation of whole slide, digital slides yielding high scan quality and resolution – occupying only 1.6 square feet of bench-top space.

### SHORT TIME-TO-VIEW

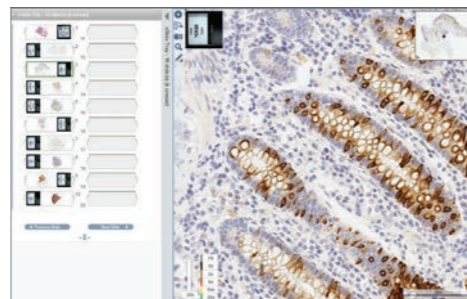
With a fast 1GB/second network interface, and real-time image compression, the Aperio CS2 scans and moves images in record time for remote subspecialist review. Digital slides are ready for review in the Aperio eSlide tray in 90 seconds.<sup>1</sup>

### SHARE ANYTIME, ANYWHERE


The ideal tool for creating cases that can be shared with colleagues, globally or down the hall, the Aperio CS2 improves turnaround time by as much as 76% over traditional secondary case review through remote assessment of digital cases and slides.<sup>2</sup>



Easily load and scan up to five 1x3 slides



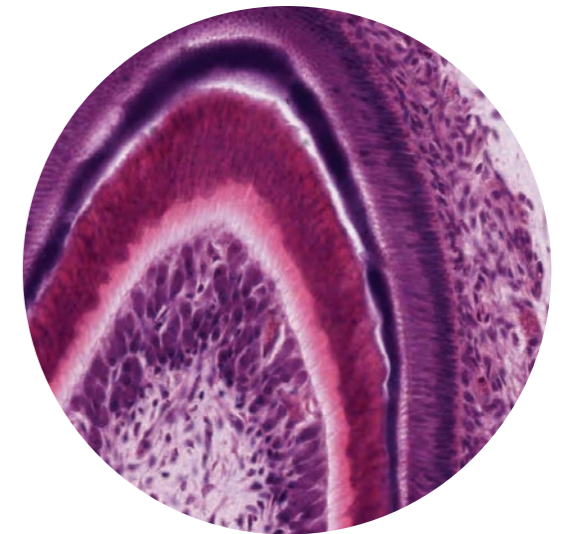
Slides are on the Aperio eSlide tray in <90 seconds



Review difficult cases with peers or collaborate globally

## Key Pathology Applications

- » Time-bound procedures, including IOC
- » eIHC image analysis
- » Cancer research
- » Tumor Boards
- » Tissue microarrays
- » Cell biology
- » Local and global sharing and consultations



1. Based on Aperio CS2 scanning a 15x15mm area at 20x magnification

2. Data is reflective of studies conducted with two leading US healthcare provider



# Aperio CS2

Scanning method:  
Line scanning  
(US Patent 6,711,283)

Objective lens:  
20x/0.75NA Plan Apo  
(40x scanning with 2x  
optical mag changer)

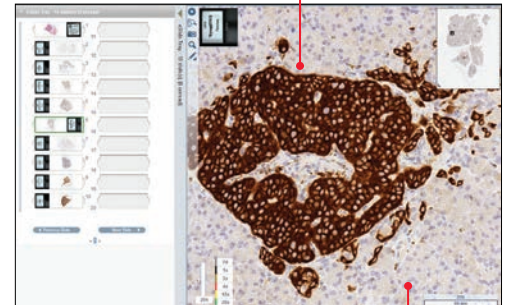
Scan Success Rate:  
> 98% 1st time

Dimensions (WxDxH)  
12.5x19x20.5 (inches)  
(318x465x502mm)  
Weight: 55 lbs (25kg)

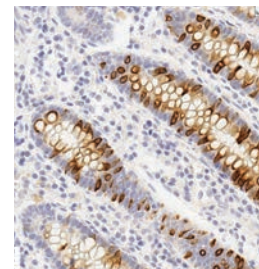
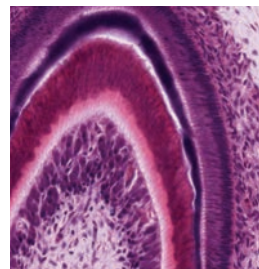
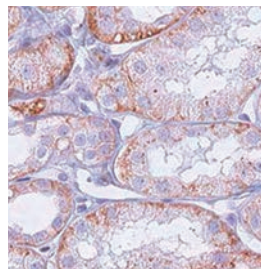
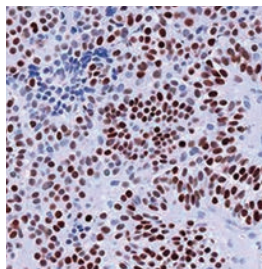
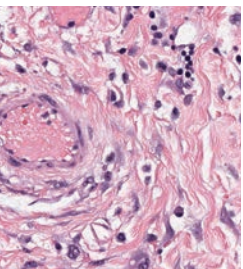
1 – 5 slide  
auto-loader



eSlides ready to use  
in 90 seconds or less



Resolution of  
20x: 0.50µM/pixel  
40x: 0.25µM/pixel



## LEICA BIOSYSTEMS

Leica Biosystems is a global leader in workflow solutions and automation, striving to advance cancer diagnostics to improve patients' lives. Leica Biosystems provides anatomic pathology laboratories and researchers a comprehensive product range for each step in the pathology process, from sample preparation and staining to imaging and reporting. Leica's easy-to-use and consistently reliable offerings help improve workflow efficiency and diagnostic confidence. The company is represented in over 100 countries and is headquartered in Nussloch, Germany.

Leica Biosystems – an international company with a strong network of worldwide customer services. For detailed contact information on your nearest sales office or distributor please visit our website: [LeicaBiosystems.com](http://LeicaBiosystems.com)

## LeicaBiosystems.com/Aperio

Certain products are FDA-cleared and labeled for specific clinical applications. Unless otherwise labeled, all other products are intended to be made commercially available "For Research Use Only. Not for use in diagnostic procedures." For specific product indications and more information please go to: <http://www.accessdata.fda.gov/scripts/cdrh/cfdocs/cfpmn/pmn.cfm>.

Copyright Notice: © 2001 - 2014 Aperio. All Rights Reserved. LEICA and the Leica logo are registered trademarks of Leica Microsystems IR GmbH. Aperio, is a registered trademark of Leica Biosystems Imaging, Inc. in the USA and other countries. 95.12982A IMC 1105-REV-A.